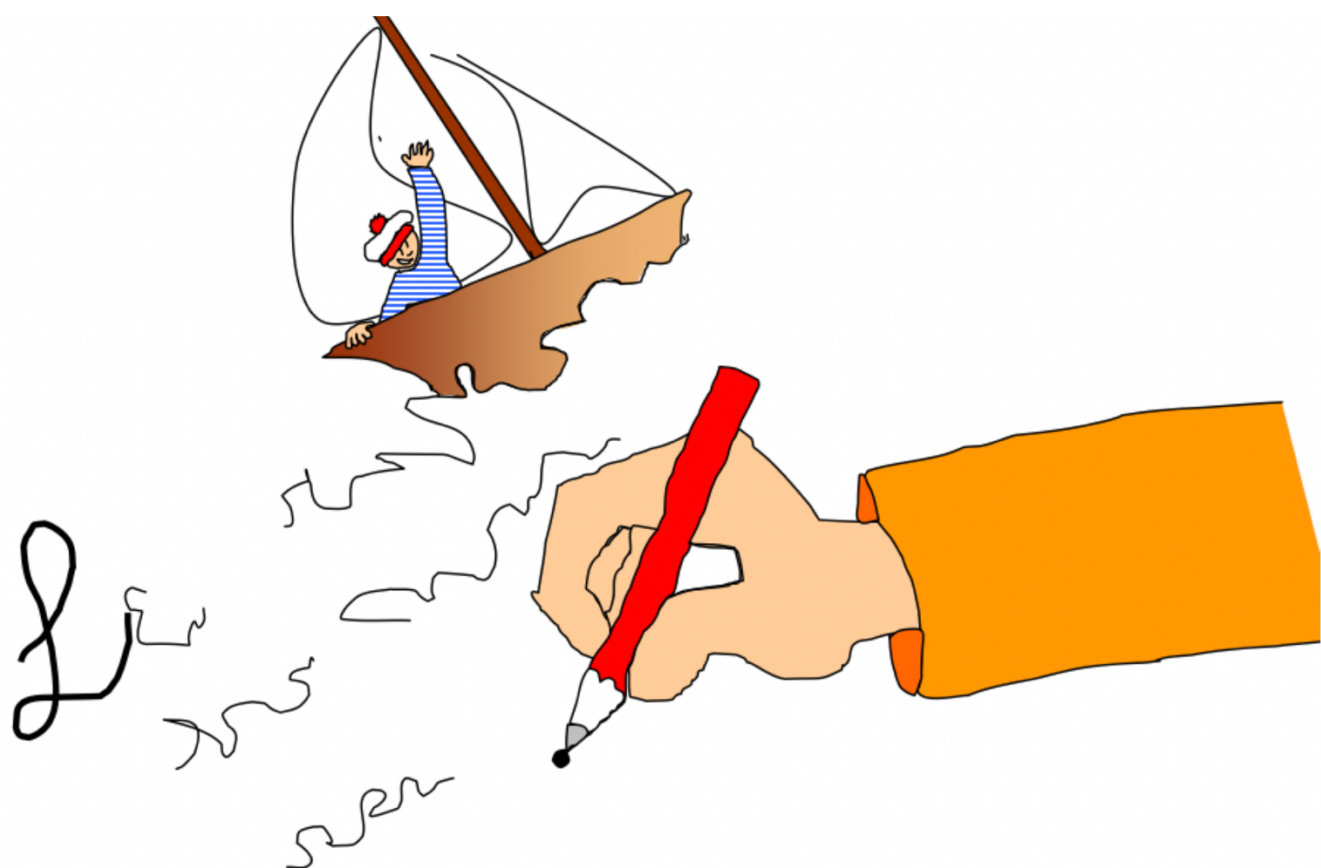


Transcrire


Fiches de l'élève

3P/H




Evaluation des lettres de base connues :

Prénom :




Les animaux : la ? le ?


Ecris la ou le devant chaque mot. En cursive : la ou le




.....
.....
.....
lapin



.....
.....
.....
poussin



.....
.....
.....
chat




.....
.....
.....
papillon




.....
.....
.....
girafe




.....
.....
.....
chèvre




.....
.....
.....
tortue




.....
.....
.....
poisson



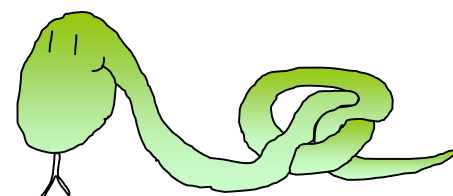
.....
.....
.....
chien



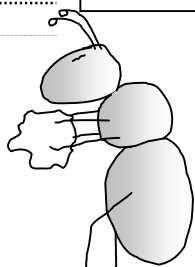
.....
.....
.....
poule



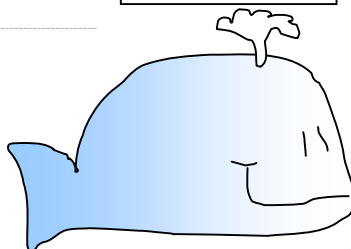
.....
.....
.....
souris




.....
.....
.....
serpent



.....
.....
.....
fourmi




.....
.....
.....
baleine




.....
.....
.....
vache

Les animaux : la ? le ?


Ecris la ou le devant chaque mot. En cursive : la ou le




.....
.....
.....
lapin



.....
.....
.....
poussin




.....
.....
.....
chat




.....
.....
.....
papillon




.....
.....
.....
girafe




.....
.....
.....
chèvre




.....
.....
.....
tortue




.....
.....
.....
poisson



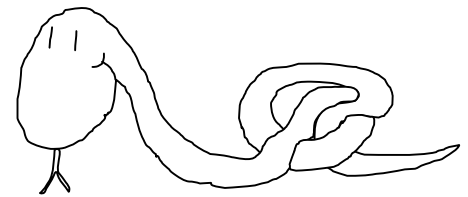
.....
.....
.....
chien



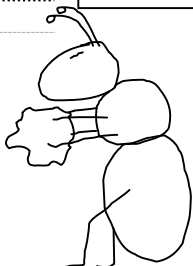
.....
.....
.....
poule



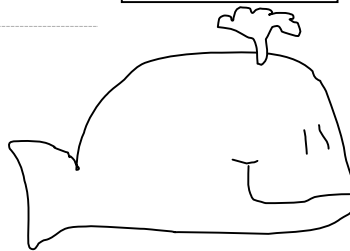
.....
.....
.....
souris




.....
.....
.....
serpent



.....
.....
.....
fourmi




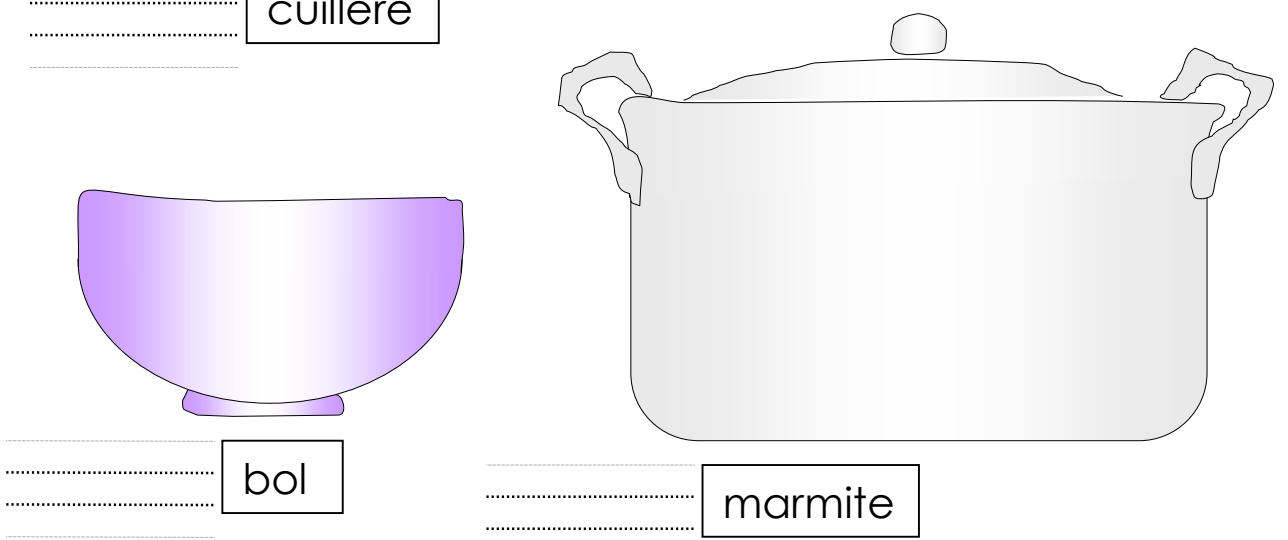
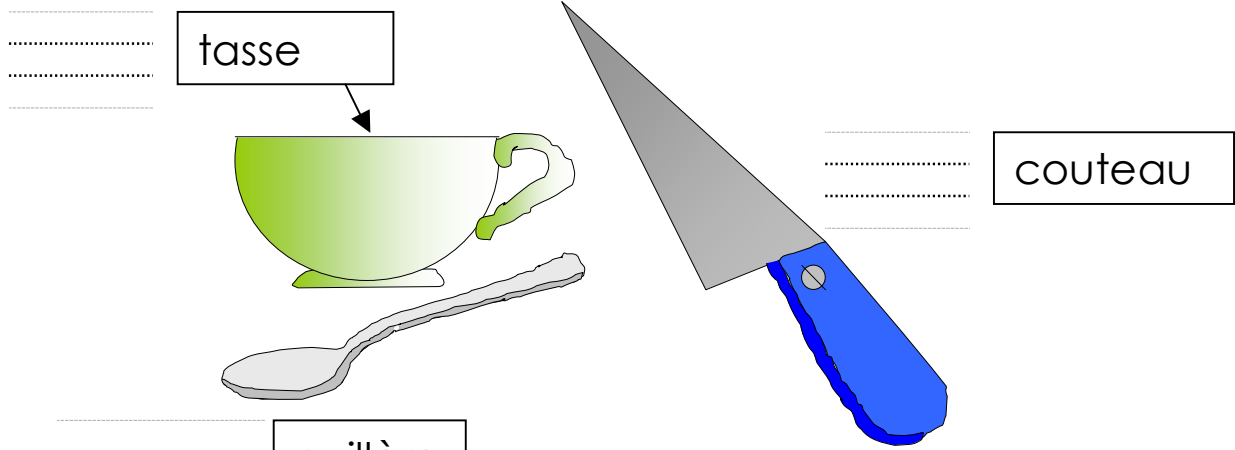
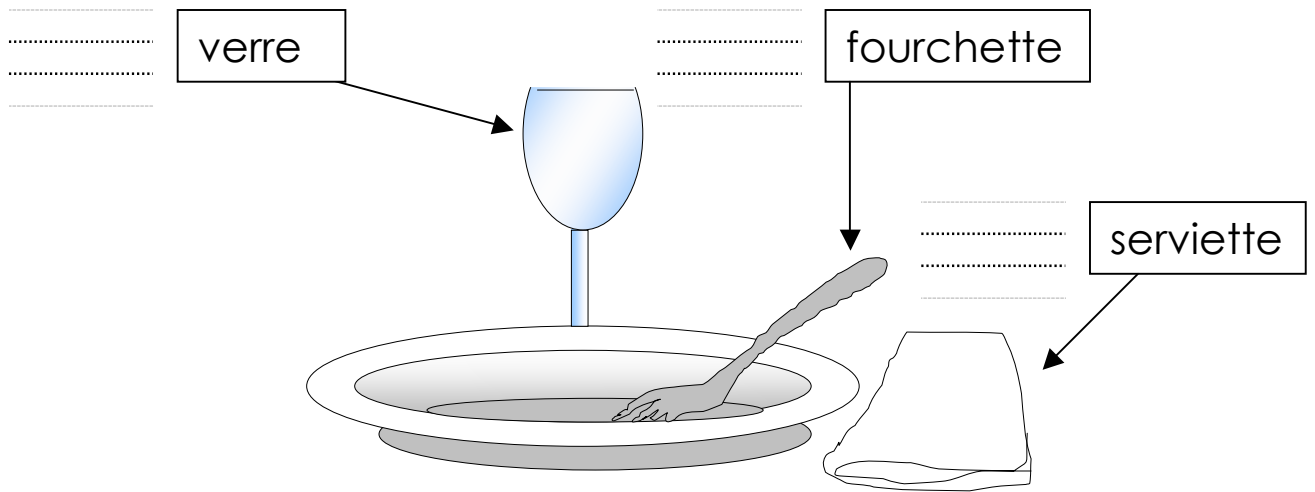
.....
.....
.....
baleine



.....
.....
.....
vache

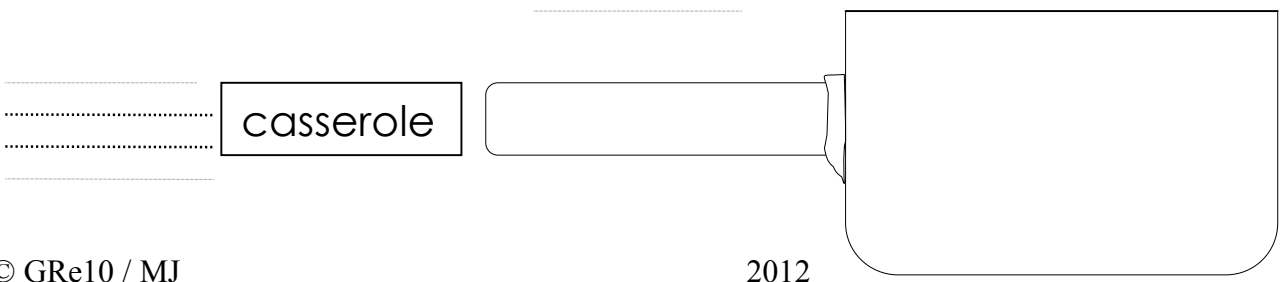
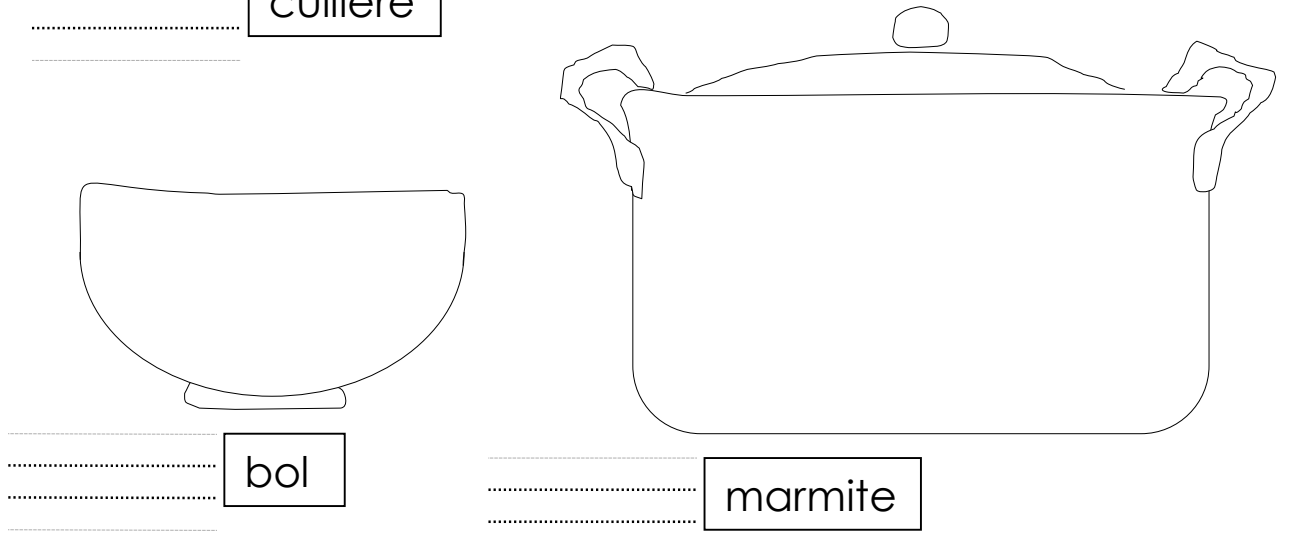
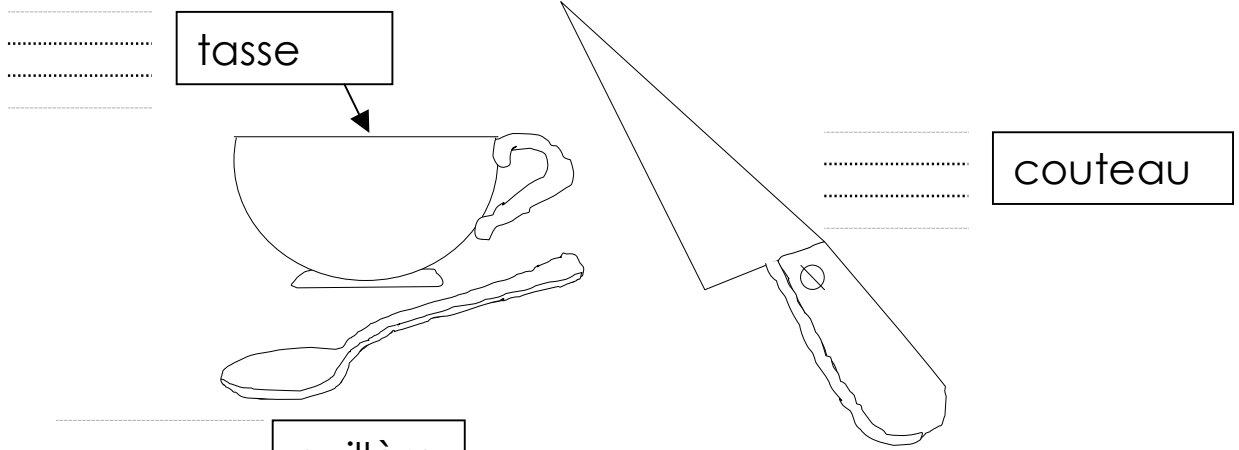
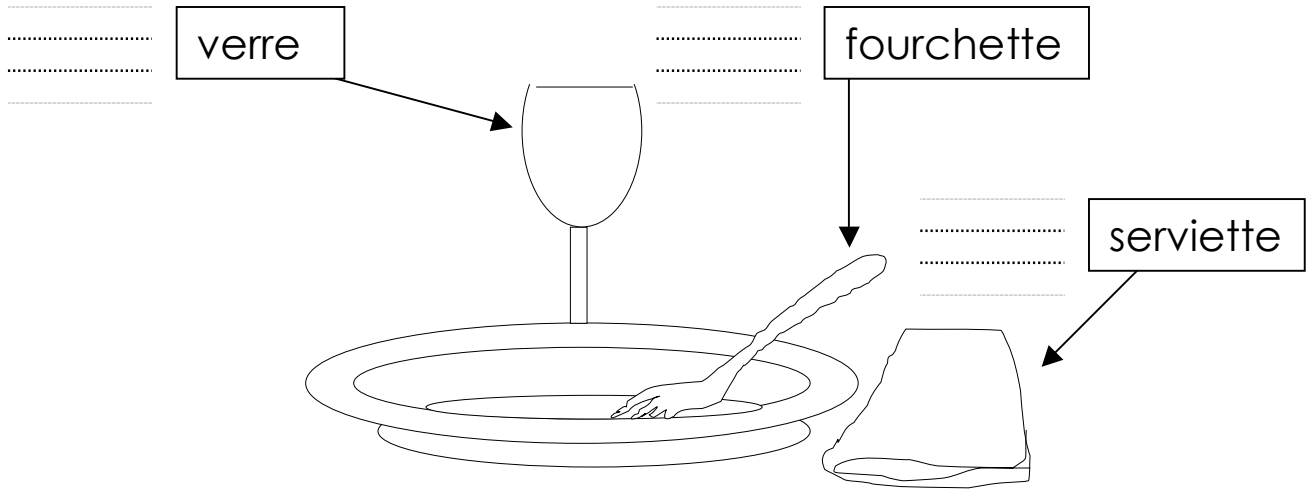
A table : la ? le ?

Ecris ou devant chaque mot. (en cursive : ou)




A table : la ? le ?

Ecris ou devant chaque mot. (en cursive) : ou

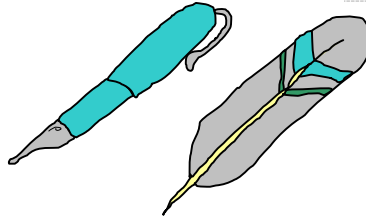


A l'école : la ? le ?

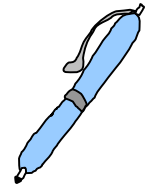
Ecris la ou le devant chaque mot. En cursive : la ou le



crayon



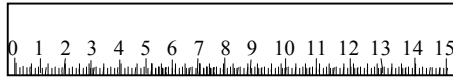
plume



stylo



gomme



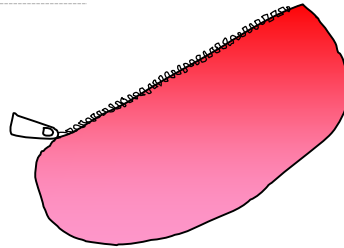
règle



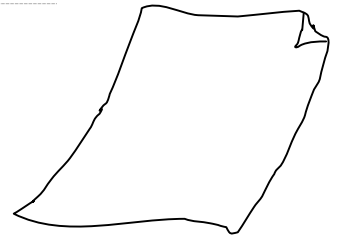
livre



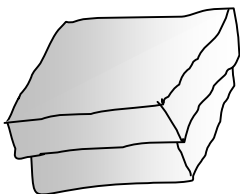
cahier



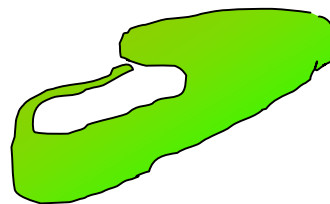
trousse




feuille




boîte



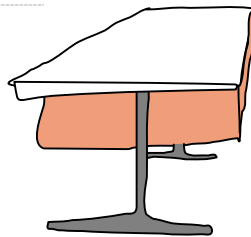
pantoufle



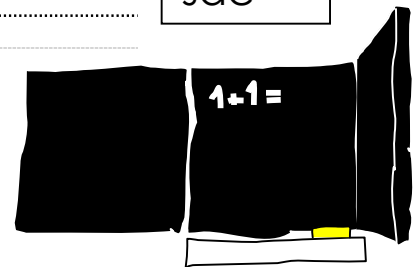
sac



chaise



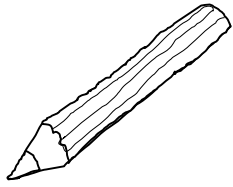
table



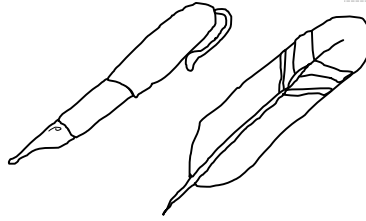
tableau

A l'école : la ? le ?

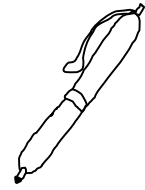
Ecris la ou le devant chaque mot. En cursive : la ou le



crayon




plume




stylo



gomme




règle



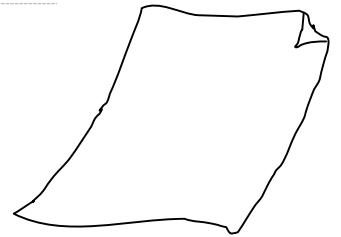
livre



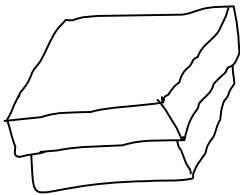
cahier



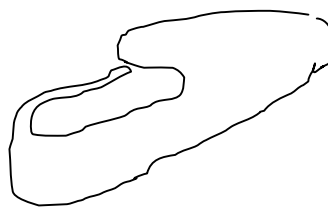
trousse



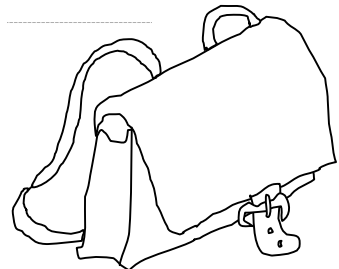
feuille




boîte




pantoufle



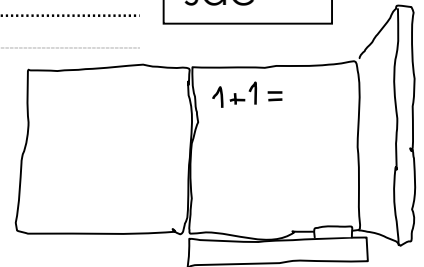
sac



chaise



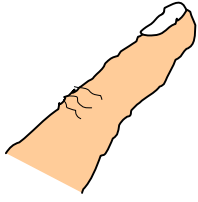
table



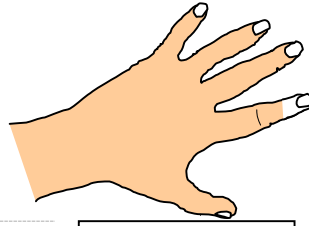
tableau

Mon corps : la ? le ? l' ?

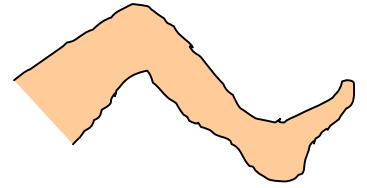
Ecris *la le ou l'* devant chaque mot. En cursive : *la le ou l'*



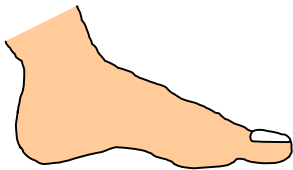
doigt



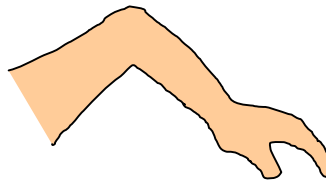
main



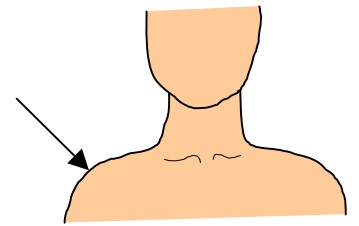
jambe



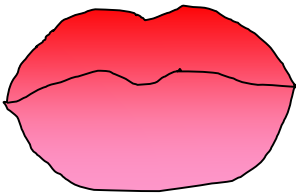
pied



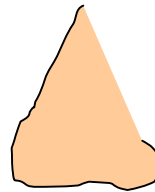
bras



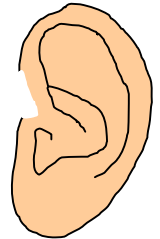
épaule



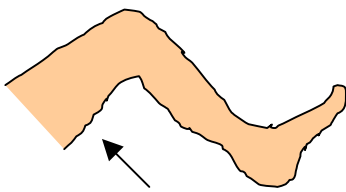
bouche



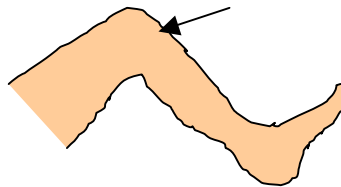
nez



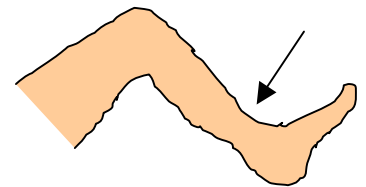
oreille



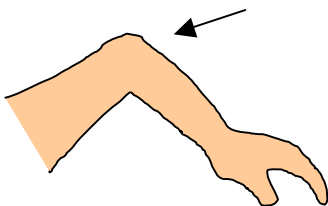
cuisse



genou



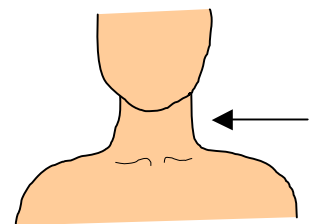
cheville



coude



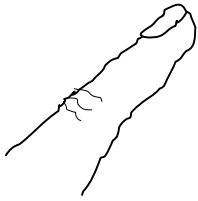
oeil



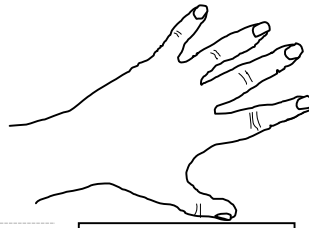
COU

Mon corps : la ? le ? l' ?

Ecris la le ou l' devant chaque mot. En cursive : la le ou l'



doigt




main



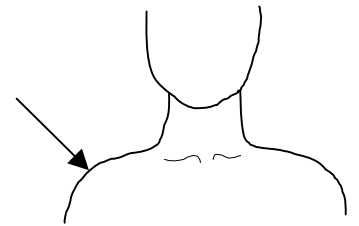
jambe



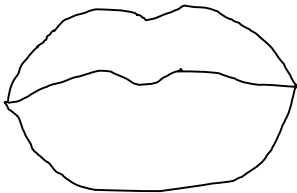
pied



bras



épaule



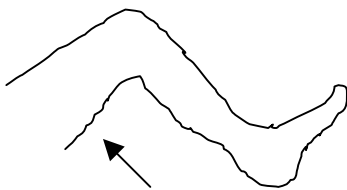
bouche



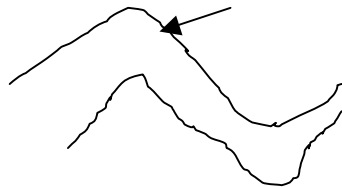
nez



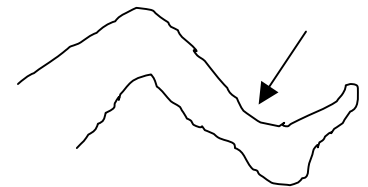
oreille



cuisse



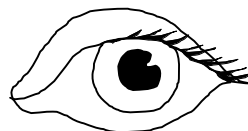
genou



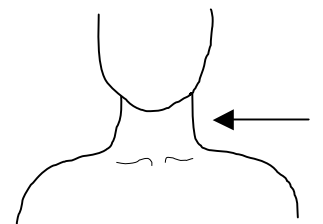
cheville



coude



oeil



COU

Dictée 4b)

1. _____

2. _____

3. _____

4. _____

5. _____

6. _____

7. _____

8. _____

Les
mots

6. _ _

8. _ _ _

3.8. _ _ _

8.6. _ _ _ _ _

2.7. _ _ _

3.2. _ _

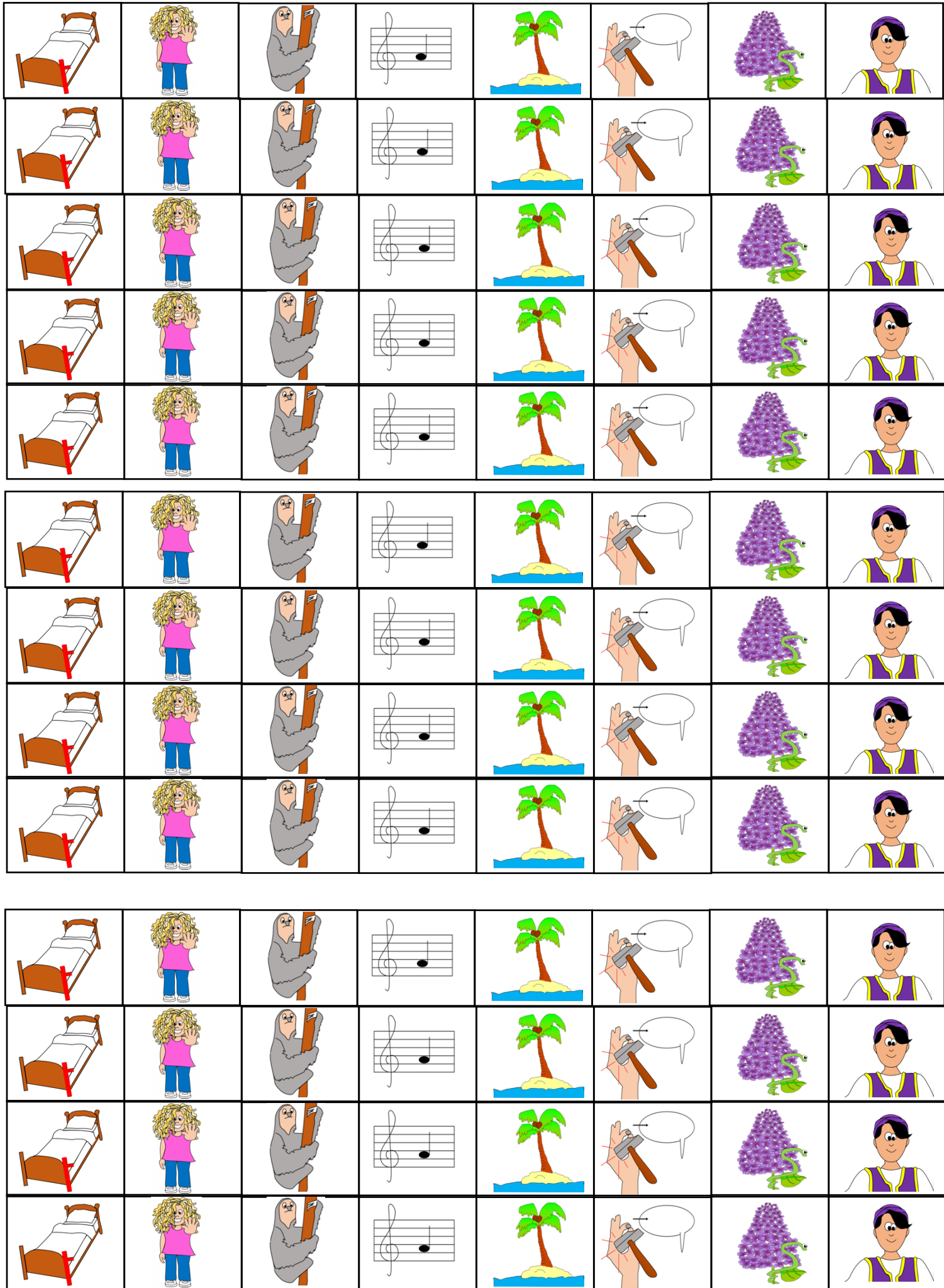


3.2.4. _ _ _



8.8. _ _ _ _

Annexe fiche 5 (une bande par élève)



Je transcris des mots

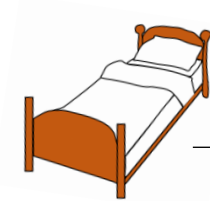
1. Transcris les mots illustrés ci-dessous.
2. Vérifie l'orthographe des mots grâce à la fiche de lecture.



L'

— — —

Handwriting practice lines for the word 'Ile'.



— — —

— — —


Handwriting practice lines for the word 'Lit'.



L'

— — —

Handwriting practice lines for the word 'Léopard'.



— — —

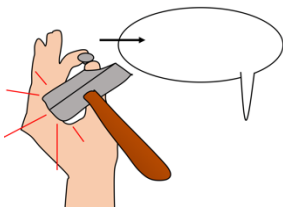
— — —

Handwriting practice lines for the word 'Note'.



— — —

Handwriting practice lines for the word 'Femme'.




— — —

Handwriting practice lines for the word 'Couper'.



— — —

Handwriting practice lines for the word 'Fille'.



— — —

— — —

Handwriting practice lines for the word 'Grapes'.

Je transcris des mots

1. Transcris les mots illustrés ci-dessous.
2. Vérifie l'orthographe des mots grâce à la fiche de lecture.



L'

___ _ _




___ _

___ _ _



L'

___ _

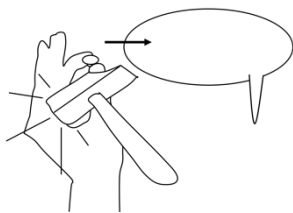


___ _

___ _ _



___ _ _



___ _ _



___ _ _ _



___ _

___ _ _ _

1. Lis tous les mots.

2. Colorie avec un cercle de la même couleur les mots identiques écrits une fois en script et une fois en cursive.

l' ai

le la

ali

lil

le lilas

ai

le lit

l' ile

lil

ali

ai

le lit

l' ile

l' ai

le la

le lilas



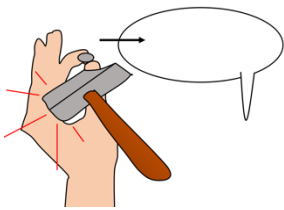
.....

.....



.....

.....




.....

.....



.....

.....



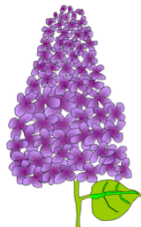
.....

.....



.....

.....



.....

.....



.....

.....



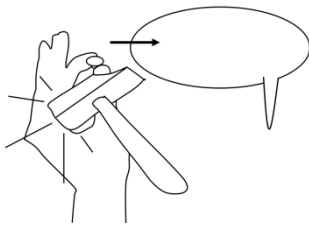
.....

.....




.....

.....




.....

.....



.....

.....



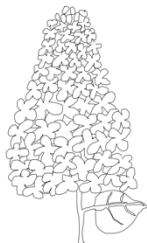
.....

.....



.....

.....



.....

.....



.....

.....

Dictée 5)

1. _____

2. _____

3. _____

4. _____

5. _____

6. _____

7. _____

8. _____

9. _____

Les
mots

4. _ _ _ _

6. _ _ _ _

4.3. _ _ _ _ _

8.3. _ _ _ _ _

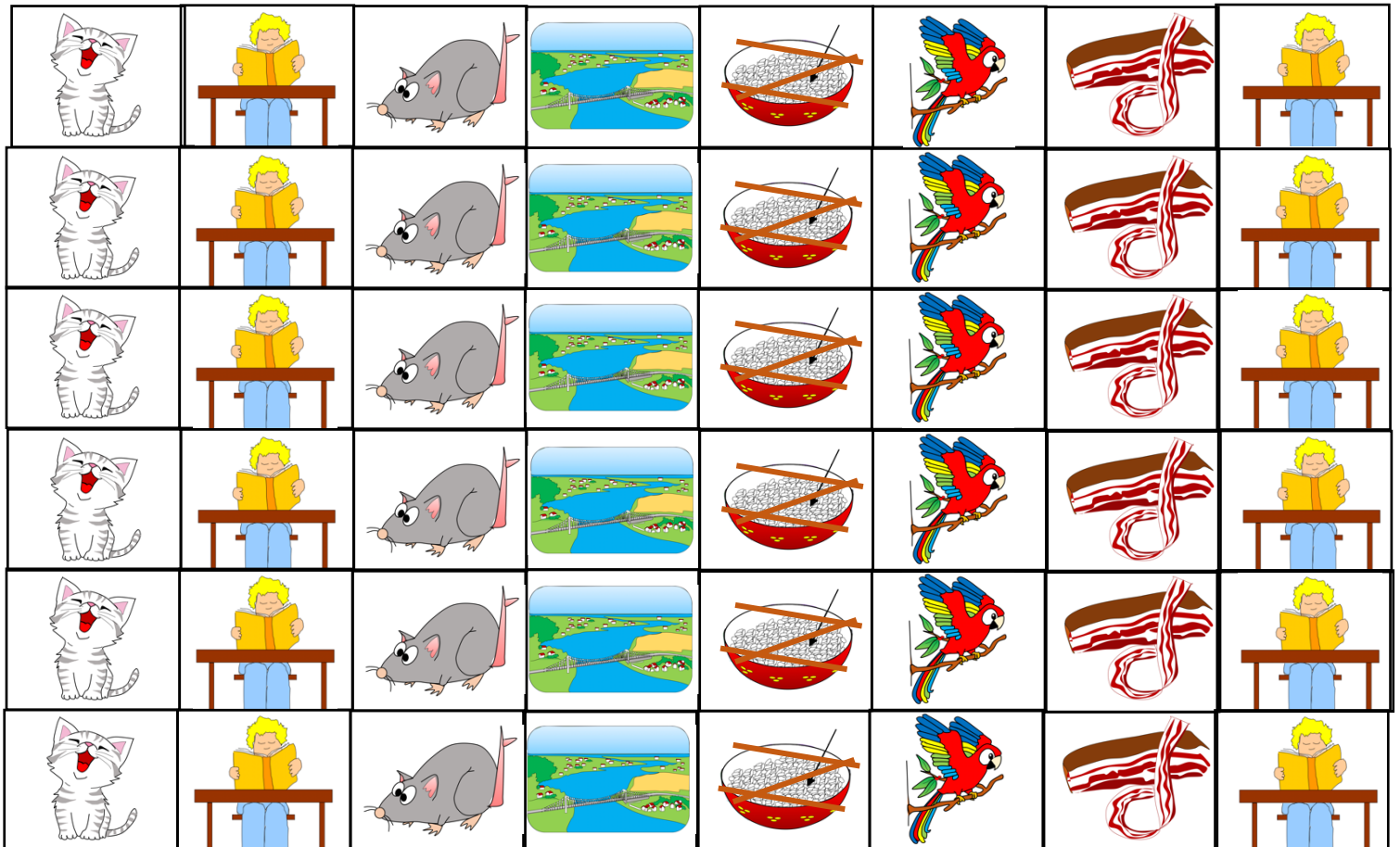
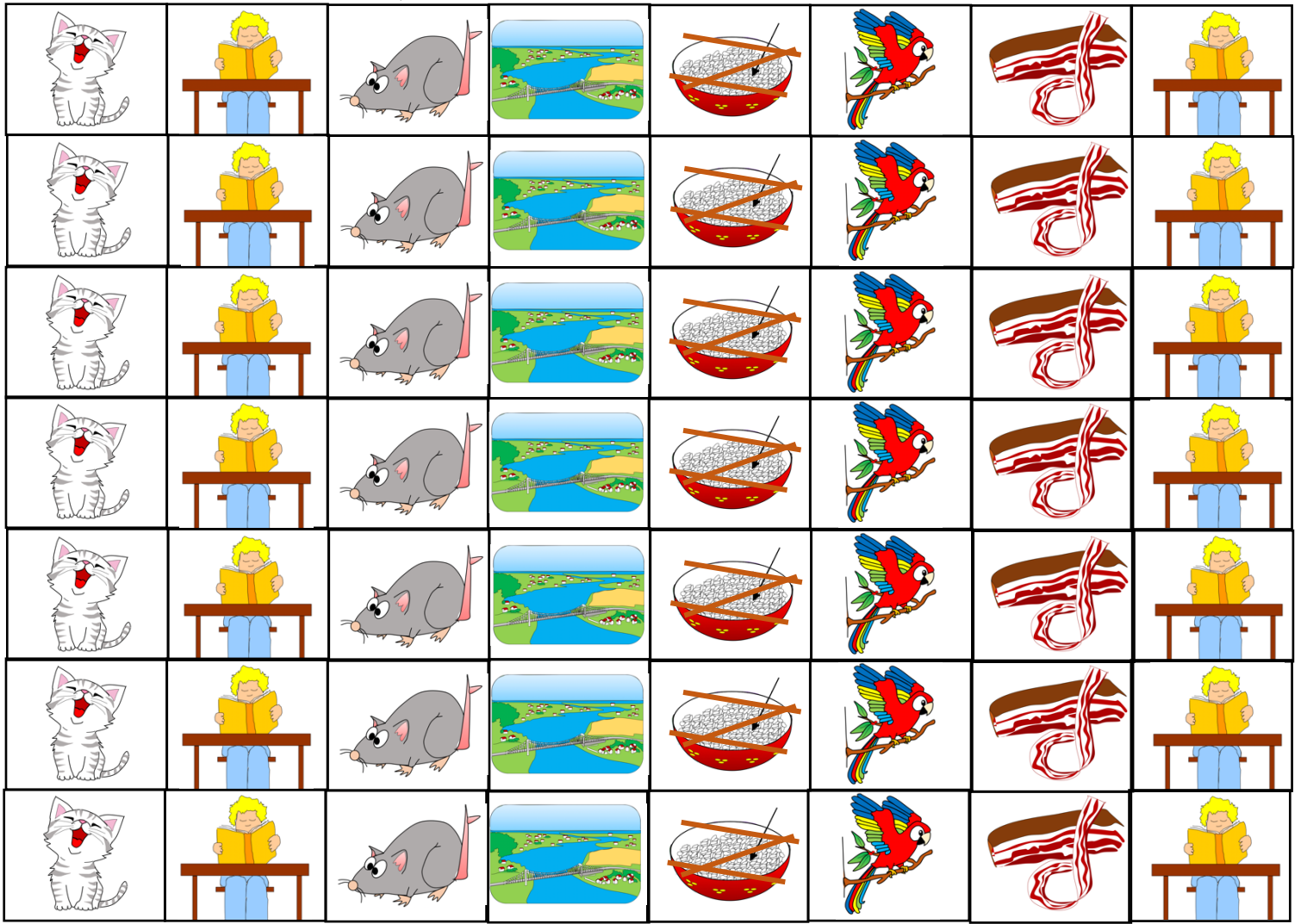
2.1. _ _ _ _ _

4.9. _ _ _ _

9.6. _ _ _ _

3.8.3 _ _ _ _ _

annexe fiche 9: une bande par élève





1. Transcris les mots illustrés ci-dessous.

2. Vérifie l'orthographe des mots grâce à la fiche de lecture.



Handwriting practice lines (dotted top and bottom, solid middle) for the word 'parrot'.



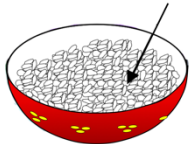
Handwriting practice lines (dotted top and bottom, solid middle) for the word 'landscape'.



Handwriting practice lines (dotted top and bottom, solid middle) for the word 'kitten'.



Handwriting practice lines (dotted top and bottom, solid middle) for the word 'mouse'.



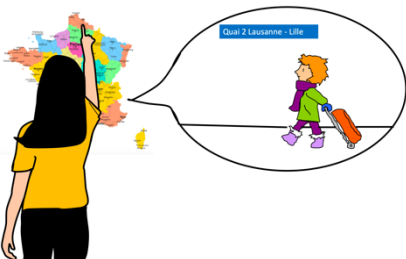
Handwriting practice lines (dotted top and bottom, solid middle) for the word 'cereal'.



Handwriting practice lines (dotted top and bottom, solid middle) for the word 'reading'.



Handwriting practice lines (dotted top and bottom, solid middle) for the word 'bacon'.



Handwriting practice lines (dotted top and bottom, solid middle) for the word 'Lausanne'.

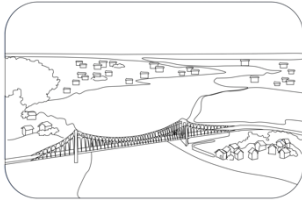


1. Transcris les mots illustrés ci-dessous.

2. Vérifie l'orthographe des mots grâce à la fiche de lecture.



Handwriting practice lines (dotted top and bottom, solid middle) for the word 'parrot'.



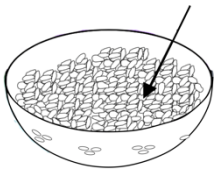
Handwriting practice lines (dotted top and bottom, solid middle) for the word 'bridge'.




Handwriting practice lines (dotted top and bottom, solid middle) for the word 'cat'.



Handwriting practice lines (dotted top and bottom, solid middle) for the word 'mouse'.




Handwriting practice lines (dotted top and bottom, solid middle) for the word 'cereal'.




Handwriting practice lines (dotted top and bottom, solid middle) for the word 'reading'.



Handwriting practice lines (dotted top and bottom, solid middle) for the word 'lasagne'.



Handwriting practice lines (dotted top and bottom, solid middle) for the word 'Liasanne'.



1. Lis tous les mots.

2. Colorie avec un cercle de la même couleur les mots identiques écrits une fois en script et une fois en cursive.

lire

le rat

le rat

lire

le ara

le lard

rire

il ira à lille

le lard

le ara

le riz

la ria

la ria

le riz

il ira à lille

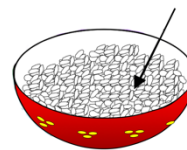
rire

Je transcris des mots



1. Transcris les mots illustrés ci-dessous.
2. N'oublie pas les déterminants **le** et **la** lorsque c'est possible.





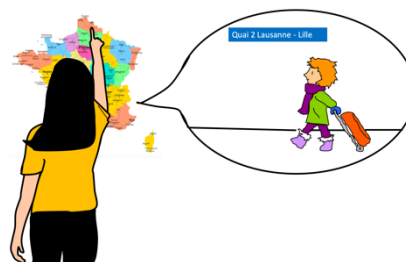









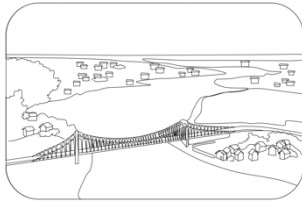




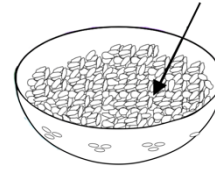
Je transcris des mots




1. Transcris les mots illustrés ci-dessous.
2. N'oublie pas les déterminants **le** et **la** lorsque c'est possible.



.....




.....



.....




.....




.....



.....



.....



.....

Dictée 6)

1. _____ 2. _____ 3. _____ 4. _____

5. _____ 6. _____ 7. _____

8. _____ 9. _____ 10. _____

Les
mots

5.7 _____

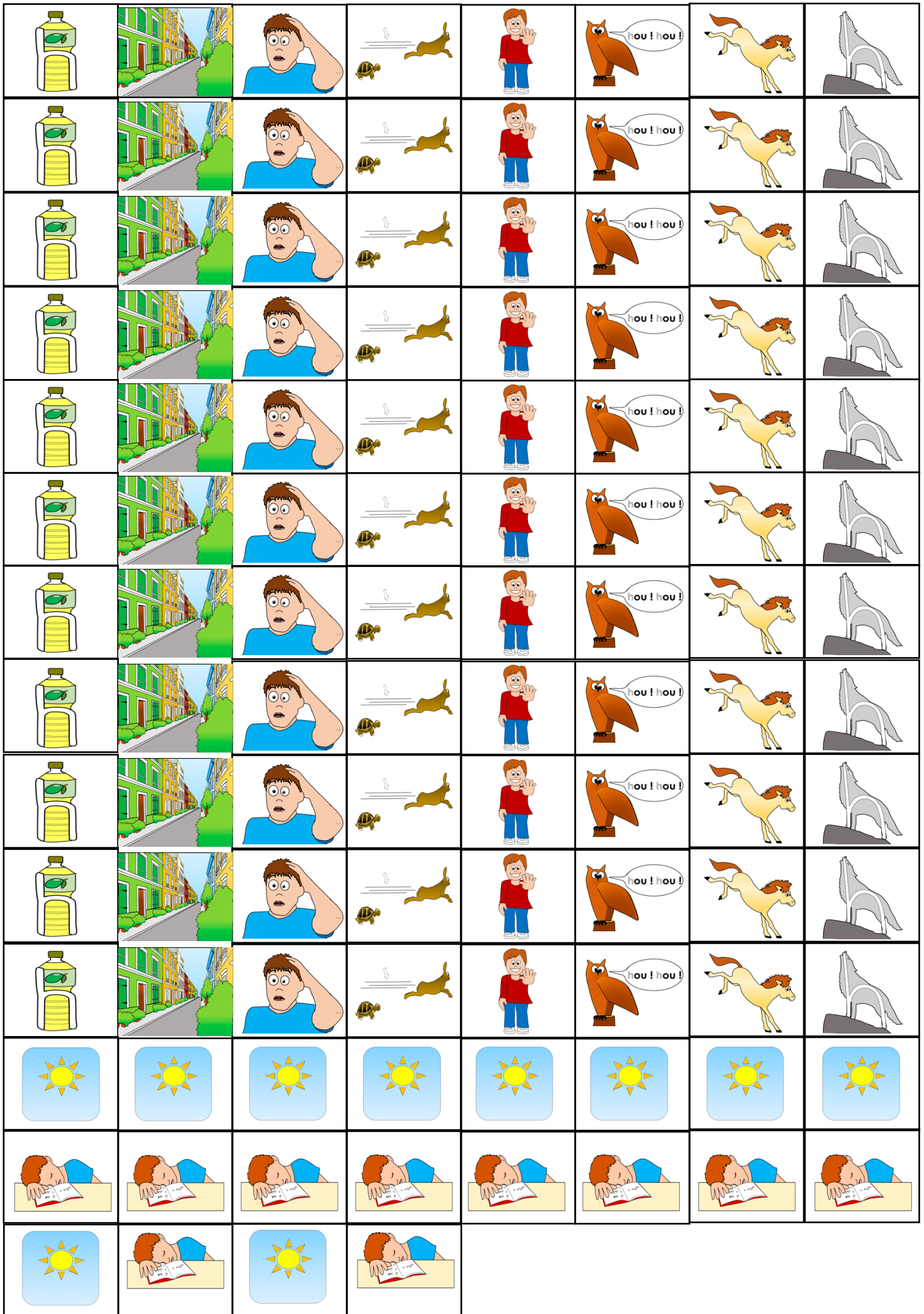
6.2 _____

3.1.10 _____

9.4.8. _____

4.4 _____

annexe fiches 13 et 14



Dictée 6)

1. ___ 2. ___ 3. ___ 4. ___

5. ___ 6. ___ 7. ___

8. ___ 9. ___ 10. ___

Les petites phrases

On apprend ici ce que font ou ont fait chacun....

il (4.9.10) _____

il (5.10) _____

il (8.7) _____

il (6) _____

il (3.9) _ _

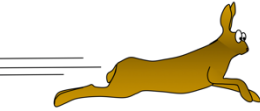


1. Transcris les mots illustrés ci-dessous.



|'






|'

2



Que fait - il ?



Je transcris des mots

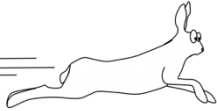


1. Transcris les mots illustrés ci-dessous.

2. Vérifie l'orthographe des mots grâce à la fiche de lecture.



| ' _____




| ' _____

2



Handwriting practice lines (dotted top and bottom lines, solid middle line) for transcription.


Que fait - il ?



Handwriting practice lines for transcription.



Handwriting practice lines for transcription.



1. Lis tous les mots.

2. Colorie avec un cercle de la même couleur les mots identiques écrits une fois en script et une fois en cursive.

l'allure ○

il hurle ○

il a lu ○

il rue ○

ahuri ○

l'huile ○

la rue ○

il ulule ○

○ la rue

○ il ulule

○ ahuri

○ il hurle

○ l'allure

○ il rue

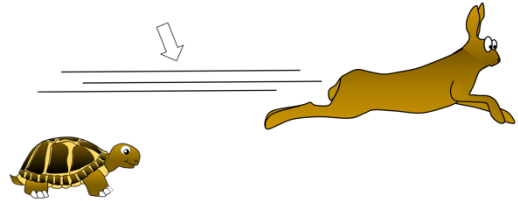
○ l'huile

○ il a lu


Je transcris des mots


1. Transcris les mots illustrés ci-dessous.
2. N'oublie pas les déterminants **le**, **la**, ou **l'** lorsque c'est possible.





















Je transcris des mots



1. Transcris les mots illustrés ci-dessous.
2. N'oublie pas les déterminants **le**, **la**, ou **l'** lorsque c'est possible.



